

# RH 770



## THE SENATOR MEASURE

At Senator we measure the true length of the boat, we don't include the overhangs to make our boats seem longer than they are = more boat for your buck.

Overall length

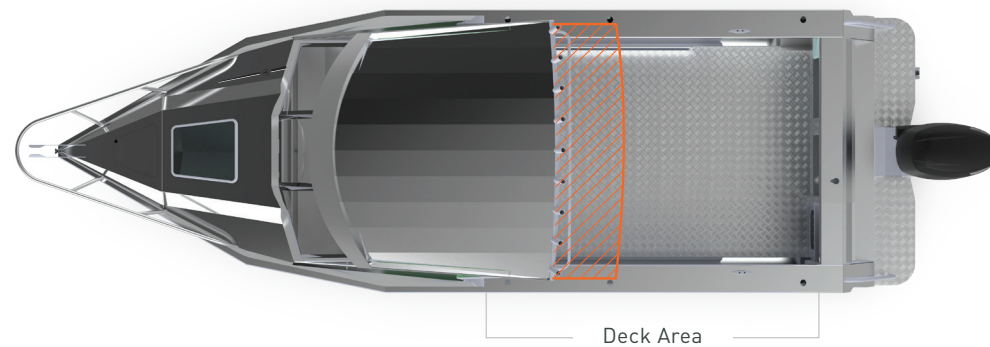
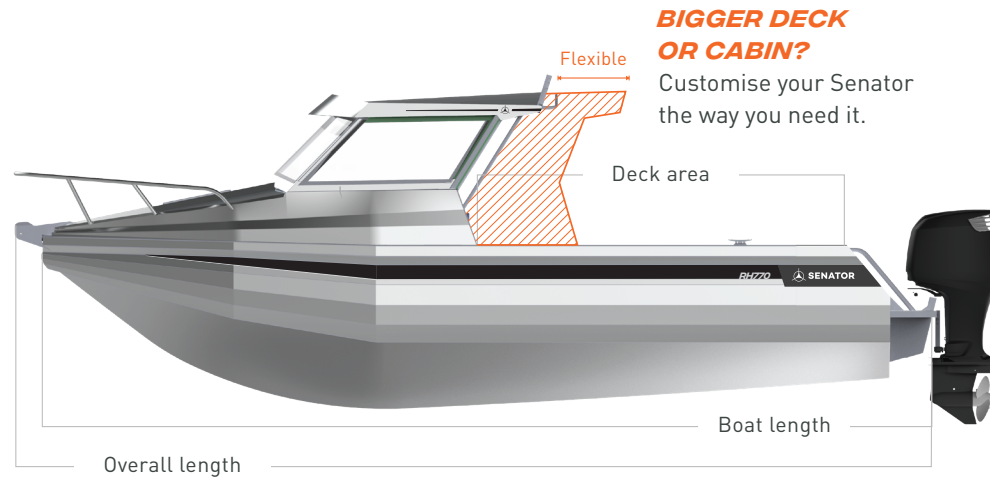
**7.93m**

Boat length

**7.73m**

Deck Area

**5.00m<sup>2</sup>**



## / SPECS

Beam external	2.49m	Transom dead rise	18°	Approx towing weight	from 2250kg
Beam internal	1.99m	Transom	635mm (25")	HP rating	175-300hp
Pontoon thickness	3mm	Height on trailer	3.10m	Recommended HP	250hp
Hull thickness	6mm	Length on trailer	9.50m	Standard fuel tank	310Ltrs
Treadplate floor	4mm	Width on trailer	2.50m		

# RH 770



## / STANDARD FEATURES

Everything you need – nothing you don't.

- ✓ 5 year warranty on hull
- ✓ Marine grade alloy
- ✓ Portofino style transom
- ✓ 10 rod rocket launcher
- ✓ Radar arch
- ✓ Anchor locker
- ✓ Water tight cabin hatch
- ✓ 6x Pontoon rod holders
- ✓ Variety of grab rails
- ✓ Tinted safety glass windows
- ✓ Twin duckboards
- ✓ Ladder with grab handles
- ✓ Second shelf in pontoons
- ✓ Enclosed rear transom
- ✓ Bow guide rails
- ✓ King and queen seats
- ✓ Fully upholstered cabin
- ✓ Hydraulic steering
- ✓ Non-skid walk around
- ✓ LED navigation lights
- ✓ Bilge pump
- ✓ Bollard & cleats
- ✓ Fuel tank under floor
- ✓ Fish bins under floor x 2
- ✓ BEP 6 way panel/loom and fuses
- ✓ Transducer mount plate

## / SAFETY

Have fun out there – then get home safe.

- ✓ Built to survey standards
- ✓ Reserve buoyancy
- ✓ Pressure tested and sealed buoyancy chambers
- ✓ Senator fuel breather system
- ✓ LED navigation lights
- ✓ Tinted marine safety glass
- ✓ Grab rails on rear of cabin
- ✓ Non skid walk around

## / POPULAR OPTIONS

Exterior

- + 2-rung boarding ladder
- + Bait board and hoop style ski pole combined
- + Bait board typhoon style incl. rod holders, plastic insert, under drawer, on slide mounts
- + Wrap around bow rail (1020 style)
- + Full bump rail
- + Burley pot & chopper
- + Auto capstan or drum winch set up with internal hatch
- + Deck wash pick up
- + Clear glass option
- + Handrail on rear of roof (behind rocket launcher)
- + Handrails on inside of roof (can be extended to roof edge)
- + Hydraulic Steering Upgrade
- + Bow ladder – fold down. Used in conjunction with 1020 bow rail if required
- + Pull out shower (hot)
- + Hull plate upgrade to 6mm
- + Lift off cray boom (mounted on top of pontoon, swinging against cabin) inc winch mount
- + Radar wing with through rod holders
- + Rod holders, additional, in pontoons
- + Ski pole (welded hoop style), with or without bait board
- + Spotlight mount on roof
- + Towpoint on rear of hardtop
- + Twin tuna tubes built into transom
- + Trim tab mounts
- + Bunk infil with / without extension
- + Walk through transom (port or starboard)
- + Generous sized live bait tank under walk through transom
- + Game pole plates

Interior

- + Cloth upholstery upgrade
- + Pedestal seat (include seat and squabs)
- + Upgrade to larger 3000 seats
- + Deluxe (rolled) upholstery upgrade for King/Queen seats with/without chilly bin storage
- + Fully weld K/Q to deck with hatch (for dry storage)
- + Lock up cabin
- + Fold down table
- + Clip-on box queen seat for std pedestal include squab [each]
- + Sliding bench seat
- + Sliding window assembly upgrade
- + Toilet, flushing or chemical
- + Twin internal hand rails
- + Cooker / fridge / sink
- + Booth seating

# RH 770

 **SENATOR**

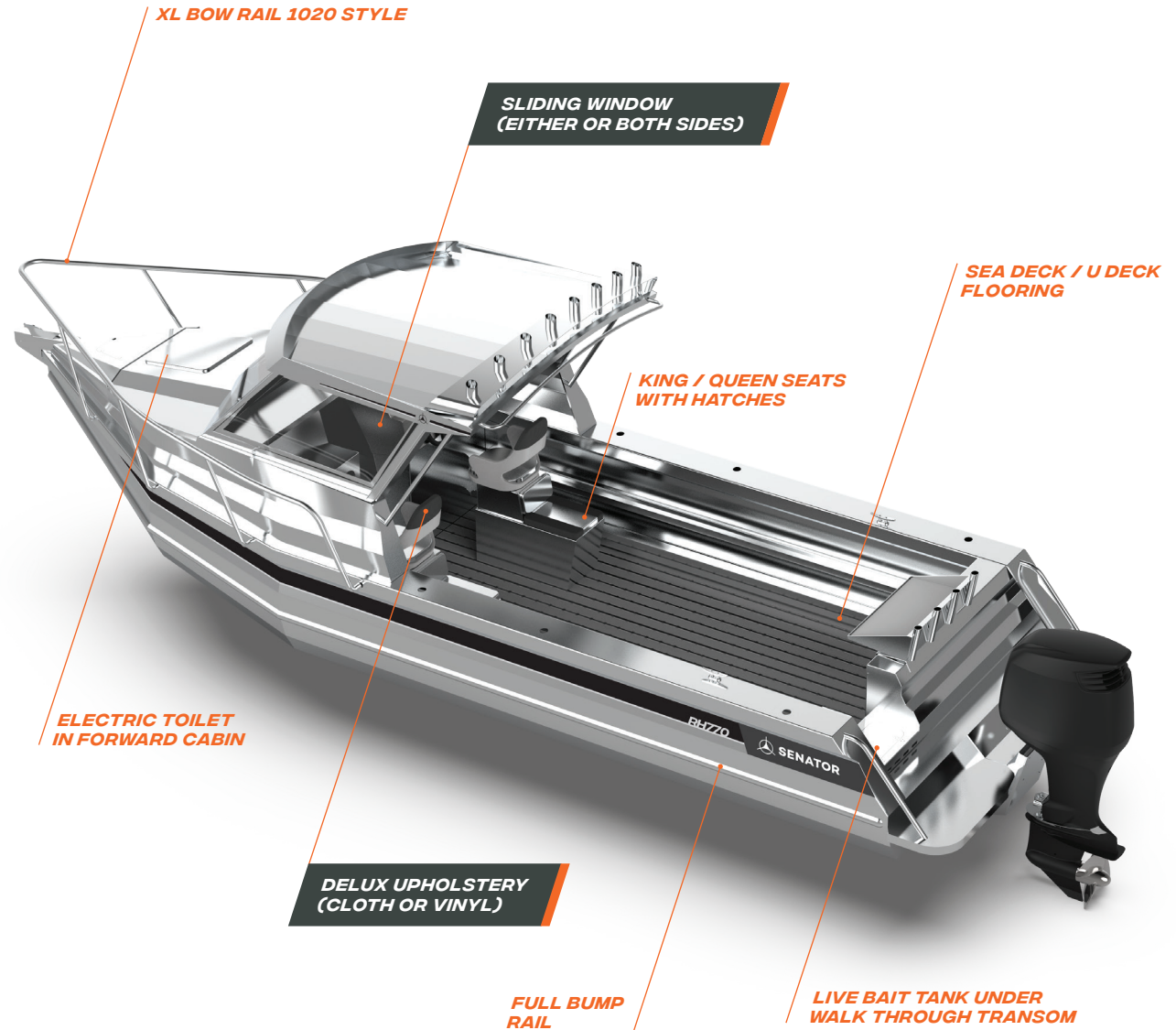
**/ CUSTOM OPTIONS**

## **CUSTOMISE YOUR SENATOR**

Senator boaties all have different needs. Our custom options give you the choice to keep it real simple, or pimp your Senator to the max.

Here are just a few of our most popular customisation options.

**+ OVER 100 MORE  
OPTIONS AVAILABLE,  
JUST TALK TO US!**



# RULE THE SEA



## **CUSTOM OPTIONS** Get exactly the boat you want

We know that every boatie has different needs. That's why a standard Senator comes with all of the 'must-haves' to ensure the utmost safety and usability. Then we put you in control of the 'nice-to-haves' that will make the boat just right for YOU.



## **GREAT RIDING** The legendary Senator ride

Let's face it, New Zealand can throw some ugly conditions our way. That's why when we design and build our boats, comfort is king. With higher cabin heights and stable great-riding hulls, you'll always feel safe and secure in a Senator.



## **TRUE MEASURES** More boat for your buck

When comparing boats, look at the real measure. At Senator we measure the true length of the boat, we don't include the overhangs to make our boats seem longer than they are. More boat for your buck!



## **BIGGER DECK** Bigger is always better

Every inch matters at the business end of your boat. Over the decades we've refined our decks to be the biggest in class, offering you and your mates the ultimate play area to do what you love.



## **BUILT TO SURVEY STANDARDS** Unparalleled buoyancy

Senator's construction standards have been developed through close partnership between our design and build team and of course - boaties just like you. The Senator Standard has become New Zealand's benchmark in pontoon boatbuilding.



## **100% KIWI MADE** Built by boaties, for boaties

We bring together a 'best-of-breed' design, boat building and finishing team. This gives Senator confidence that their boat is built by people who understand their needs. Senator is always listening, so if you have any ideas about how we can improve our designs to lead to a better day out on the water, we're all ears!

### **SENATOR HQ**

0800 736 286  
21 Hamilton Place,  
Onekawa, Napier 4110  
New Zealand

### **GET IN TOUCH WITH YOUR NEAREST DEALER**

**Whangarei** Warren Hay Marine, 09 430 2666 **Auckland** Auckland Marine Centre, 09 271 1575  
**Hamilton** Rollos Marine, 0800 804 809 **Gisborne** Harbourview Marine, 06 868 8686  
**Hawke's Bay** Hawke's Bay Marine, 06 843 5001 **Kapiti Coast** Boat City Paraparaumu, 04 298 5931  
**Nelson** Haven Pleasure Boats, 03 548 5864 **Christchurch** Mr Boats, 03 384 2726  
**Timaru** Mr Boats, 03 684 4107